




GIARDINI VENETI

HIGH QUALITY OUTDOOR SYSTEMS





It takes time to create the designs of a Giardini Veneti collection.

And it takes great inspiration to ensure that pure beauty blends in perfectly with practicality.

Every new model is a step towards the future of design, and expression of true art that takes its inspiration from the rational and the emotional, gaining concrete form in our trademark feature: the four-leafed clover.

What makes a Giardini Veneti structure stand out from other quality structures?

Boundless passion and an infinite eye for detail.

Because for us, Giardini Veneti models are not simply umbrellas or sunshades, but rather a blend of small and larger details, all perfectly finished.

And each of these individual elements very often represents a true 'emotion' that takes us towards the most important detail of all...

you

Everything we do is always designed first and foremost for those who will use these creations, our brand of products and services.

Over the years, we have invested in new design methods and travelled paths that are decidedly original, in order to meet the ever different and complex demands for covers and canopies worldwide.

Consider the Meridiana structure, for example, whose design is inspired by the shape of a crane. And the support pole lifting system, using a hydraulic means with a low voltage motor, that raises whole heavy structures approximately 70 cm from the ground. And for your safety, each canopy closes automatically should a sudden strong wind get up.

Every single component, every innovation, every drop of paint used to finish every Giardini Veneti creation is the result of a commitment and passion that unites those working day-in, day-out to achieve these results.

Now that you also share a part of this passion with us, this passion for excellence, we would like to welcome you to our world...

... the world of Giardini Veneti...



I MODULARI
MODULAR PRODUCTS



I PENSILI
CANOPIES



LE TENDE
SUNSHADES



I CLASSICI
CLASSICS



LE CHIUSURE
LOCKINGS



INDICE / INDEX

I MODULARI / MODULAR PRODUCTS

| | |
|--------------------|----|
| Sisto | 7 |
| Modulo doppio | 9 |
| Modulo singolo | 11 |
| Quadrifoglio | 13 |
| Scarabeo | 15 |
| Trilune | 17 |
| Atene lusso doppio | 19 |

I PENSILI / CANOPIES

| | |
|-----------------------|----|
| Reverso | 23 |
| Steel | 25 |
| Atene lusso / metallo | 27 |
| Atene | 29 |
| Minimal | 31 |
| Spirit / Spirit lusso | 33 |
| Fly | 35 |

LE TENDE / SUNSHADES

| | |
|------------|----|
| Aliseo | 39 |
| Meridiana | 41 |
| Larus | 43 |
| Thalia | 45 |
| Martinette | 47 |
| Eos | 49 |

I CLASSICI / CLASSICS

| | |
|--------------------|----|
| Luxury | 53 |
| Elegance | 55 |
| Rimini Telescopico | 57 |
| Rimini | 59 |
| Rimini Middle | 61 |
| Haiti | 63 |
| Haiti Middle | 65 |
| Spring | 67 |
| Pineta | 69 |

LE CHIUSURE / LOCKINGS

| | |
|-------|----|
| Windy | 73 |
|-------|----|

CARATTERISTICHE TECNICHE / TECHNICAL FEATURES

| |
|----|
| 77 |
|----|



I MODULARI / MODULAR PRODUCTS

Sisto
Modulo Doppio
Modulo Singolo
Quadrifoglio
Scarabeo
Trilune
Atene Lusso Doppio

Sisto

Modello Brevettato / Patented System

The warmth of natural wood, the solidity of the structure and extraordinary dimensions in which it is produced make **Sisto** the lead player on the scene, rare and precious, a natural, attractive, noble luxury created entirely from solid wood. And indeed it is the artisan workmanship and masterful manual skills of the creators customising this furnishing 'item' that successfully conciliate architecture and environment.

A single support pole measuring 250 x 250 mm in solid Iroko wood from FSC certified forests.

Opens and closes with independent cranks, with stainless steel nautical cable for easier canopy management.

All the metal components are hot-dipped and polyester powder coated in a choice of colours (dark brown, anthracite grey, white, beige or black).

Each umbrella comprising the Sisto structure is built using wooden rods from FSC certified forests, worked and treated in an environmentally-friendly manner. And every little detail has been taken care of for these rods too, with unique handicraft skills allowing Sisto to play a starring role in your space.

To order, and upon payment of a surcharge, the rods used in the Sisto structure umbrellas can be provided in aluminium in a powder finish in the colour of your choice (dark brown, anthracite grey, white, beige or black).

The support base can be:

- classic: resting base into which the ballast weights (not included) are inserted to make Sisto a mobile structure at all times.

We recommend using at least 500 kg ballast weight

- Plinth: to be cemented into the ground, leaving more free floor space.

- Plate: in metal, flat, measuring 130x130 cm (surcharge applies) to be bolted to the ground. To make best use of space even where a plinth is not possible.

All the umbrellas are inter-connected by means of conical channels included in the price. Not only do these help uniform coverage, but they also help any rainwater to run to the ground.

Our canopy fabrics are available in more than 70 different colours, allowing you to create the perfect matches and coordination as you require. They are all guaranteed by the quality and choice of certified raw materials according to UNI EN ISO standards and are classified according to water-repellence, colour solidity, water column and finish.

Fabrics are:

Standard acrylic / Tempotest Parà acrylic / PVC.

Ask for our colour samples. We will be only too pleased to explain them to you and guide you in the choice of customising your ambiance.

Lo stile oltre il tempo
Style beyond time





Modulo doppio

Modello Brevettato / *Patented System*

Modulo Doppio: the evolution of the species. In developing our products, Modulo is both a point of arrival in terms of a synthesis of the cornerstones (quality, beauty, practicality) pursued by Giardini Veneti over the years, and a point of departure for a new freedom of 'building shade'.

Modulo Doppio is, in fact, the only system that allows you to 'design modular shade', combining aesthetic requirements with the customer's own specific practical needs.

The powerful vertical supports in Iroko wood support the master metal beams to which the arms are fixed supporting the individual canopies. In turn, these can be hooked to the master beam by either just one side or by both sides symmetrically, juxtaposed, alternated or interrupted (e.g. interrupt the sequence to make room for a tree). They can even be set at right angles to each other.

Moreover, the expressive and functional freedom of Modulo Doppio is so great that the fabric canopies can later be moved by the customer himself. Finally, the geometric grid formed between the primary and secondary horizontal structure exalts the beauty of the whole.

Modulo singolo

Modello Brevettato / Patented System

The move to a new era always takes place in stages, and with Giardini Veneti's **Modulo Singolo**, art reaches new forms of expression.

In developing our products, Module is both a point of arrival in terms of a synthesis of the cornerstones (quality, beauty, practicality) pursued by Giardini Veneti over the years, and a point of departure for a new freedom of 'building shade'.

Modulo offers surprising solutions for the design of 'modular shade', combining aesthetic demands with specific functional requirements.

The support poles in solid Iroko wood measure 200x200 mm and come from FSC certified forests. These support the master metal beams where, in turn, the canopies are hinged on one side for Modulo single, or on both for Modulo double, rigorously joined by conical channels.

Opens and closes with independent cranks, with stainless steel nautical cable for easier canopy management.

All the metal components are hot-dipped and polyester powder coated in a choice of colours (dark brown, anthracite grey, white, beige or black).

The support bases are available as:

- classic: resting base into which the ballast weights (not included) are inserted to make Modulo a mobile structure at all times.

Please ask about suitable weights before installing the structure.

- Plinth: to be cemented into the ground, leaving more free floor space.

- Plate: in metal, flat, measuring 130x130 cm (subject to surcharge) to be bolted to the floor, to make best use of space even where a plinth is not possible.

Each umbrella comprising the Modulo structure, both in the single and double versions, is built using wooden rods from FSC certified forests, worked and treated in an environmentally-friendly manner.

To order, and upon payment of a surcharge, the rods used in the Modulo structure umbrellas can be provided in aluminium in a powder finish in the colour of your choice (dark brown, anthracite grey, white, beige or black).

Our canopy fabrics are available in more than 70 different colours, allowing you to create the perfect matches and coordination as you require. They are all guaranteed by the quality and choice of certified raw materials according to UNI EN ISO standards and are classified according to water-repellence, colour solidity, water column and finish.

Fabrics are:

Standard acrylic / Tempotest Parà acrylic / PVC.

Ask for our colour samples. We will be only too pleased to explain them to you and guide you in the choice of customising your ambiance.

L'arte raggiunge nuove forme di espressione
Art reaches new forms of expression



Un capolavoro capace di esprimere forza ed eleganza
A masterpiece expressing strength and elegance

Quadrifoglio

We have always devoted great care and attention to our works, using true passion to ensure they positively pulsate with authenticity and warmth.

It is from these principles that we have **Quadrifoglio**, an elegant, practical cover to be matched to your ambiances in a play of harmonious interaction, where tradition and innovation blend to create contemporary taste environments.

Quadrifoglio is the result of a careful choice of valuable materials and fully artisan handicraft that makes each and every detail unique.

The support pole measuring 200x200 mm is built from solid Iroko wood from FSC certified forests.

Opens and closes with independent cranks, with stainless steel nautical cable for easier canopy management.

All the metal components are treated and polyester powder coated in a choice of colours (dark brown, anthracite grey, white, beige or black).

Can be hot-dipped upon payment of a surcharge.

The support base can be:

- classic: resting base into which the ballast weights (not included) are inserted to make Quadrifoglio a mobile structure at all times.

We recommend using at least 500 kg ballast weight

- Plinth: to be cemented into the ground, leaving more free floor space.

- Plate: in metal, flat, measuring 130x130 cm (surcharge applies) to be bolted to the ground. To make best use of space even where a plinth is not possible.

Each umbrella comprising the Quadrifoglio structure is built using wooden rods from FSC certified forests, worked and treated in an environmentally-friendly manner.

And every little detail has been taken care of for these rods too, with unique handicraft skills allowing Quadrifoglio to play a starring role in your space.

To order, and upon payment of a surcharge, the rods used in the Quadrifoglio structure umbrellas can be provided in aluminium in a powder finish in the colour of your choice (dark brown, anthracite grey, white, beige or black).

All the umbrellas are inter-connected by means of conical channels included in the price. Not only do these help uniform coverage, but they also help any rainwater to run to the ground.

Our canopy fabrics are available in more than 70 different colours, allowing you to create the perfect matches and coordination as you require. They are all guaranteed by the quality and choice of certified raw materials according to UNI EN ISO standards and are classified according to water-repellence, colour solidity, water column and finish.

Fabrics are:

Standard acrylic / Tempotest Parà acrylic / PVC.

Ask for our colour samples. We will be only too pleased to explain them to you and guide you in the choice of customising your ambiance.

Scarabeo



As we completed the design of this structure, we realised that this time we really had created a technically innovative, aesthetically valid product. Theory and technique go hand-in-hand, the line from body to research into form that exalts the materials, blending the attractive with the practical.

We listen to both instinct and reason and with **Scarabeo** can rise to meet each and every challenge.

Strength: a key feature.

Built entirely from highly-resistant galvanised steel with a support pole measuring 100x100 mm and rods of 20x40 mm.

Telescopic: recovering ground space.

With this unique system, closing Scarabeo is no longer a problem.

And anything that may be housed beneath its canopy no longer needs moving.

Opening and closing: easy and safe.

Nautical crank with a capacity of 400 kg, highly-resistant stainless steel cable, cable cover developed entirely by hand to give you the best safety and practicality available.

The support base can be:

- classic: resting base into which the ballast weights (not included) are inserted to make Scarabeo a mobile structure at all times.

We recommend using at least 500 kg ballast weight

- Plinth: to be cemented into the ground, leaving more free floor space.

- Plate: in metal, flat, measuring 130x130 cm (surcharge applies) to be bolted to the ground. To make best use of space even where a plinth is not possible.

Our canopy fabrics are available in more than 70 different colours, allowing you to create the perfect matches and coordination as you require. They are all guaranteed by the quality and choice of certified raw materials according to UNI EN ISO standards and are classified according to water-repellence, colour solidity, water column and finish.


Fabrics are:

Standard acrylic / Tempotest Parà acrylic / PVC.

Ask for our colour samples. We will be only too pleased to explain them to you and guide you in the choice of customising your ambience.

Il plusvalore di lavorazioni artigianali...
That something extra of artisan handcraft...





Nessun luogo sarà più accogliente...
No place more welcoming...

Trilune

Modello Brevettato / *Patented System*

There are many different ways by which to live and create an atmosphere... it can be created with fire, a guitar and a group of friends, it can be created with a mood, it can be created with a melody, it can be created with a perfume or memory, but it can also be created by surrounding oneself with special items, be they modern or antique, but which can in any case create a sense of wellbeing. That sense of wellbeing conveyed by the shade of a Trilune and, raising the eyes, you ask yourself just what mind could possibly have designed such a unique, innovative object, a single support for three large umbrellas that look to challenge the force of gravity.

One of a kind, it gives that touch of originality to its surrounding environment that only Giardini Veneti products can guarantee, thanks to the artisan eye for detail and the very best raw materials used.

And it is precisely its uniqueness that allows us to create a wealth of different settings that change throughout the day and with the passing of the seasons, designed to create ever-changing plays on light and colour.

Our aim is to create your dreams, making your outdoor environment the place you miss, where you can listen to silence.

The support pole measuring 200x200 mm is built from solid Iroko wood from FSC certified forests. Opens and closes with independent cranks, with stainless steel nautical cable for easier canopy management.

All the metal components are treated and polyester powder coated in a choice of colours (dark brown, anthracite grey, white, beige or black).

Can be hot-dipped upon payment of a surcharge.

The support base can be:

- classic: resting base into which the ballast weights (not included) are inserted to make Trilune a mobile structure at all times. We recommend using at least 500 kg ballast weight

- Plinth: to be cemented into the ground, leaving more free floor space.

- Plate: in metal, flat, measuring 130x130 cm (surcharge applies) to be bolted to the ground. To make best use of space even where a plinth is not possible.

Each umbrella comprising the Trilune model is built using wooden rods from FSC certified forests, worked and treated in an environmentally-friendly manner.

And every little detail has been taken care of for these rods too, with unique handicraft skills allowing Trilune to play a starring role in your space.

To order, and upon payment of a surcharge, the rods used in the Trilune structure umbrellas can be provided in aluminium in a powder finish in the colour of your choice (dark brown, anthracite grey, white, beige or black).

All the umbrellas are inter-connected by means of conical channels included in the price. Not only do these help uniform coverage, but they also help any rainwater to run to the ground.

Our canopy fabrics are available in more than 70 different colours, allowing you to create the perfect matches and coordination as you require. They are all guaranteed by the quality and choice of certified raw materials according to UNI EN ISO standards and are classified according to water-repellence, colour solidity, water column and finish.

Fabrics are:

Standard acrylic / Tempotest Parà acrylic / PVC.

Atene Lusso Doppio

Our products blend architecture with nature.

Giardini Veneti considers and lives nature with practical designs created in respect of the environment with an eye for detail shown through blends with wood, the oldest element of architecture.

Our type of work allows for continuous product variants, following our customers' creativity and needs, meeting your demands and transforming the outdoors into a large stage.

Atene Lusso Doppio offers a great many furnishing solutions:

- with the rear support post and the two offset parasols to the front, leaving the area below entirely free.
- with the central post and two offset parasols.

The support post is built from solid Iroko wood measuring 150x150 mm and treated for outdoor use. The hardwood rods have a section of 20x35 mm and are treated for outdoor use with an impregnating agent and satin finished.

N.B.: All wood used to build these umbrellas comes from FSC certifies forests only.

All metal components are hot-dipped and epoxy powder painted to guarantee the best possible protection against weather and a longer-lasting product.

The opening and closing of the Atene Lusso Doppio model takes place by means of (2) independent cranks with stainless steel 133-thread nautical cable for unbeatable resistance.

The support base can be:

- classic: resting base into which the ballast weights (not included) are inserted to make Atene Lusso Doppio a mobile structure at all times.

We recommend using at least 500 kg ballast weight

- Plinth: to be cemented into the ground, leaving more free floor space.
- Plate: in metal, flat, measuring 100x100 cm (subject to surcharge) to be bolted to the floor, to make best use of space even where a plinth is not possible.


The canopies are inter-connected by means of a conical channel included in the price. Not only do these help uniform coverage, but they also help any rainwater to run to the ground.

Our canopy fabrics are available in more than 70 different colours, allowing you to create the perfect matches and coordination as you require. They are all guaranteed by the quality and choice of certified raw materials according to UNI EN ISO standards and are classified according to water-repellence, colour solidity, water column and finish.

Fabrics are:

Standard acrylic / Tempotest Parà acrylic / PVC.

Molto più che un ombrellone
More than a parasol





I PENSILI / *CANOPIES*

Reverso
Steel
Atene Lusso / Atene Lusso metallo
Atene
Minimal
Spirit Lusso / Spirit
Fly

Reverso

Modello Brevettato / Patented System

The desire to surround oneself with important objects reveals the latest trend to strive to improve one's life in terms of quality, comfort, safety and function.

Luxury with a capital 'L' has become synonymous of the quality of the raw materials, original working, attention to finish and detail.

And it is with the blend of all these elements that we have **Reverso**, the 'tilting' sunshade by Giardini Veneti.

The artisan handicraft and eye for detail guarantee the emotions and commitment of today over time. The detail, the unmistakeable element that has always featured in true Giardini Veneti style.




Entirely built from galvanised metal and aluminium, rigorously treated with special paints and protective agents, it is available as standard in white, anthracite grey, black and dark brown.

The vast choice of fabrics, acrylics and PVC, with more than seventy different colours available, gives plenty of opportunity to match your surrounds.

The unique Giardini Veneti patented 'tilting' system means that a simple movement can protect your space.

The umbrella opens and closes by means of the crank only.

Tra forma e sostanza: ecco il nuovo lusso
Amidst form and substance: this is the new luxury





Indipendentemente da tutto...
Regardless of everything...

Steel

In the continual search for the best possible techniques and quality, Giardini Veneti is proud to propose **Steel**. All the metal parts of this structure are built from STAINLESS steel.

The combination of the elements of the support structure, in valuable Iroko wood measuring 95x95 mm and the stainless steel create a fundamental blend for supplying 'total quality' – the key feature of this product.

The rods are built from wood measuring 20x35 mm and are treated using

an impregnating agent and protective paint.

These characteristics mean that not only is Steel a beautiful product, but it will last over time, even in harsh conditions.

Opens and closes by means of a crank with highly-resistant stainless steel nautical cable. Swivels 360° around itself.

Available in different sizes and different canopy types:

cotton, standard acrylic, PVC, Tempotest Parà.

The support base can be:

- classic: support base into which the ballast weights (not included) are inserted. Ballast weight of at least 240 kg is recommended.

- Plinth: to be cemented into place. Takes up minimum floor space and provides the best guarantee of stability.

- Plate: in metal, flat, measuring 60x60 cm (surcharge applies) to be bolted to the ground.



Il bello delle emozioni
è che sono alla portata di tutti
*The beauty of emotion is that
it is within everyone's reach*

Atene lusso

Your life, your home, your garden: emotions to be experienced.
That we all feel, that tell us how we are: authentic, original.

Atene Lusso is an original, exclusive umbrella thanks to the origin of the certified raw materials and the artisan craftsmanship with valuable finishes.

The posts (vertical and horizontal) are built from solid Iroko wood measuring

100x100 or 120x120 mm, masterfully worked by expert hands that have been devoting care and passion to their creations for more than 40 years. The hardwood rods have a section of 20x35 mm and are treated for outdoor use with an impregnating agent and satin finished.

N.B.: All wood used to build these umbrellas comes from FSC certified forests only.

In all this, special attention is paid to your safety: Giardini pays careful attention to some very important details:

The model Atene Lusso opens and closes by means of a robust crank with a capacity of 100 kg.

The cable running through the crank, that allows the umbrella to open and close, is in high-resistance 133-thread stainless steel.

And the attachment of the umbrella to the structure is made even safer and more stable thanks to the unique patented system that makes all parts of this model absolutely unique.

Atene Lusso can be directed 360° around itself, and, like an enveloping shade, will guide your spaces.

Available in different sizes and different canopy types:

cotton, standard acrylic, PVC, Tempotest Parà. The support base can be:
· classic: support base into which the ballast weights (not included) are inserted. Ballast weight of at least 240 kg is recommended.

· Plinth: to be cemented into place. Takes up minimum floor space and provides the best guarantee of stability.

· Plate: in metal, flat, measuring 60x60 cm (surcharge applies) to be bolted to the ground.

Atene Lusso, Metal version with 100x100 or 120x120 support upright with aluminium rods.

Atene

L'arte del legno
The art of wood

Natural and noble, to give its best, wood requires scrupulous workings and treatments, tried and tested by tradition. Giardini Veneti applies them to always guarantee the best.

Quality of materials and excellent artisan tradition are the strengths of the entire production.

Atene boasts support poles in solid Iroko wood measuring 95x95 mm, treated for outdoor use with an impregnating agent and protective finish. Wooden rods measuring 17x35 mm are treated using an impregnating agent and protective paint.

Opens and closes with a double anodised cableway.

Quick attachment of the umbrella to the structure.

The metal parts are epoxy powder painted in dark brown (RAL 8017) or to order in other colours.

The support base can be:

- classic: support base into which the ballast weights (not included) are inserted. Ballast weight of at least 240 kg is recommended.
- Plinth: to be cemented into place. Takes up minimum floor space and provides the best guarantee of stability.
- Plate: in metal, flat, measuring 60x60 cm (surcharge applies) to be bolted to the ground.

Atene can be directed 360° around itself, and, like a shade, will guide your spaces.

Available in different sizes and different canopy types:

cotton, standard acrylic, PVC, Tempotest Parà.

All metal components can, to order, be hot-dipped in order to guarantee a longer life for your structure.





Il bello dell'essenzialità
The beauty of the essential

Minimal



A stylish simplification and adaptation of each and every detail in truly wonderful taste.

This is the project promoted in order to develop **Minimal**, the Giardini Veneti sunshade.

Minimal is an umbrella that can express the luxury of simplicity through truly exclusive, very different finishes.

An alternative design that allows the warmth of wood to live side-by-side with cold metal.

Each treatment shares the same soul: the eternal warmth of natural wood that is released and best appreciated when it comes to life in a Giardini Veneti cover.

The whole frame beneath the fabric is built from natural wood, treated to guarantee duration over time.

The whole of the external structure is built from metal, galvanised to order and epoxy powder painted in various colours, including white, anthracite grey and black as standard.

The cover fabric leaves the choice up to you and the decision as to whether to opt for natural cotton, acrylics or PVC.

Spirit, Spirit Lusso

La semplicità regna sovrana
Simplicity reigns supreme

The elements of this umbrella come together without overlaying and without being too showy.

The post is built from hardwood measuring 95x95 mm, treated for outdoor use with an impregnating agent and protective finish.

The rods are built from wood measuring 17x35 mm, treated with an impregnating and protective agent and fall into a clean, linear, essential context.

For the **Spirit Lusso** model, opening and closing takes place by means of a crank with 133 thread, stainless steel nautical cable.

For the Spirit model, opening and closing takes place by means of a dual cableway and quick bayonet fastening of the umbrella to the structure.

The support base can be:

- classic: support base into which the ballast weights (not included) are inserted. Ballast weight of at least 120/240 kg is recommended, according to the size of the umbrella.

- Plinth: to be cemented into place. Takes up minimum floor space and provides the best guarantee of stability.

- Plate: in metal, flat, measuring 60x60 cm (surcharge applies) to be bolted to the ground.

All metal parts are epoxy powder painted in anthracite grey.

The Spirit Lusso model is available in different sizes and different canopy types:

cotton, standard acrylic, PVC, Tempotest Parà.





La qualità della fantasia...
The quality of imagination...

Fly

Experimenting to create and innovate.

Fly is an umbrella devoted to all those who need to make the most of the available space, regardless of what lies underneath.


Fly has no support structure. It fastens to the wall, ensuring minimum encumbrance and maximum practicality.

The skeleton is developed in wood treated with an impregnating agent and protective finish.

The support arm is in metal measuring 80x80 mm with a practical plate to be bolted to the wall. It is jointed in order that it can be brought close to the wall when closed.

The umbrella is fitted with a double cableway and double return to make opening and closing quick and easy.

Available in different sizes and different fabric types: cotton, standard acrylic, PVC, Tempotest Parà.



LE TENDE / *SUNSHADES*

Aliseo
Meridiana
Larus
Thalia
Martinette
Eos

Aliseo

Modello Brevettato / Patented System

Space makes way for infinity, fascination and the ingenious, shaped around you.

Minimalist, pure forms, a blend of materials, colours and ideas.

Giardini Veneti expresses essential, rigorous beauty through the search for simple forms.

The eye for detail, the unique automatic closing system in strong winds by means of a sensor on the highest part of the structure, to make your space safe.

The quiet, motorised radio-controlled opening expresses the excellence of practicality.

Aliseo can be adjusted to meet your requirements by choosing accessories, sizes and colours that best suit your ambience: from the warm, natural tones to colder ones like metal, recalling a rational idea of the structure positioned near water sources.

La nuova copertura solare
The new sunshade



Non accontentarti dell'orizzonte, cerca l'infinito
Do not make the best of the horizon, seek the infinite

Meridiana

Modello Brevettato / Patented System

Meridiana means 'sundial', that ancient instrument used to measure time, which follows the sun's movements marking out the hours of the day.

And thus is Meridiana: it was created to follow the sun, designing shade guaranteeing wellbeing, that perfect shelter at all times of the day, maintaining the fascination of timeless design and quality.

Its secret lies in the 140 spheres positioned at the base of the post support, which cause Meridiana to rotate around itself. With complete simplicity, it locks into an optimal position by means of a pedal-controlled blocker.

The structure:

The support post, measuring 250x250 mm, is entirely built from solid Iroko wood, treated for outdoor use with an impregnating agent and protective paint. The slight backwards tilt makes the structure more balanced and robust.

The canopy opens and closes by means of a motorised system complete with remote control.

Meridiana is supplied with a canopy-protecting control unit to ensure automatic closure in the event of sudden strong wind.

Meridiana is supplied as standard with a plinth to be cemented.

Alternatively, Meridiana can also be installed with a flat metal plate measuring 150x150 cm to be bolted to the floor (subject to surcharge).

The canopies:

- Fitted with Flexcontrol device (special elastic bearing) positioned inside the arm-holding brackets, which compress and decompress, absorbing wind loads, protecting the entire structure.
- Square tubular support bar measuring 40x40 in highly-resistant steel.
- Extruded aluminium profiles.
- stainless steel nuts and bolts.
- All metal components are finished in polyester resin based epoxy powder paints.
- Canopy stitched using Tenara thread.

Meridiana is supplied as standard with a fabric canopy from the Tempotest Parà range, available in more than 70 different colours to allow you to customise your space exactly as you like.

Other fabric types can be supplied upon application of a surcharge to the list price.

Larus

Modello Brevettato / Patented System

Larus opens to reveal itself slowly, each independent of the other, thanks to the simplicity of the motor that makes it such a simple process. In the development and choice of products, Giardini Veneti considers that each individual item should have its very own, pure, intrinsic fascination. A great many details make this model an enchanting blend of the classic and the new.

Consists of a galvanised metal central support treated with epoxy powders for outdoor use, with cover developed using extending aluminium arms. Available in the various colours supplied.

Struttura funzionale ed essenziale
Practical, essential structure





La bellezza non è più soggettiva
Beauty is no longer subjective

Thalia

Modello Brevettato / Patented System



The desire for outdoor living is increasingly gaining in popularity. In the garden of a country home, as on the terrace right in the heart of the city, the desire to get outside and in the open air can be fully satisfied with the **Thalia** model of cover. An expression of taste and the exclusive refined all-Italian handicraft made to fit the environment. Thalia is continuously moving, following changes in life and improving it, anticipating desires and needs. Our experience, together with your personality, to capture the gaze and make your space a painting.

Thalia offers a broad range of possible applications, on both small and larger surfaces. The support poles measuring 120x120 mm are entirely built from solid Iroko wood, treated for outdoor use with an impregnating agent and protective finish. The slight backwards tilt makes the structure more balanced and robust. The canopy opens and closes both manually or by means of a motorised system complete with remote control. The motorised version of Thalia is supplied with a canopy-protecting control unit to ensure automatic closure in the event of sudden strong wind. Supplied as standard with rods to be bolted to the ground.

Alternatively, other base types are possible:

- Plinth to be cemented into place.
- Resting base to be ballasted.

N.B. Please ask our qualified staff about what ballast weights to use according to the structure to be positioned.

The canopy:

- Fitted with Flexcontrol device (special elastic bearing) positioned inside the arm-holding bracket, which compresses and decompresses, absorbing wind loads, protecting the entire structure.
- Square tubular support bar measuring 40x40 in highly-resistant steel.
- Extruded aluminium profiles.
- stainless steel nuts and bolts.
- All metal components are finished in polyester resin based epoxy powder paints.
- Canopy stitched using Tenara thread.

Thalia is supplied as standard with a fabric canopy from the Tempotest Parà range, available in more than 70 different colours to allow you to customise your space exactly as you like.

Other fabric types can be supplied upon application of a surcharge to the list price.

Martinette

Modello Brevettato / Patented System



What brings about a Giardini Veneti structure?

The materials are only the starting point. The key lies, instead, in the creative whim and rigorous handicraft. **Martinette** is a structure with clean-cut, well-defined forms, where the decorative element sets in discreetly and well-calibrated. Adapts to surfaces with irregular forms, Martinette finds plenty of room in modularity. It opens and closes in just a few seconds, manually or with a motorised system, including radio-control. The motorised version of Martinette is supplied as standard with a canopy-protection device or anemometer to ensure that it is automatically closed should a strong wind get up. The support posts are built from solid Iroko wood measuring 10x10 mm, treated for outdoor use with an impregnating agent and protective finish. Alternatively, the Martinette structure can also be supplied with metal support posts.

Supplied as standard with rods to be bolted to the ground.

Alternatively, other base types are possible:

- Plinth to be cemented into place.
- Resting base to be ballasted.

N.B. Please ask our qualified staff about what ballast weights to use according to the structure to be positioned.

The canopies:

- Fitted with Flexcontrol device (special elastic bearing) positioned inside the arm-holding brackets, which compress and decompress, absorbing wind loads, protecting the entire structure.
- Square tubular support bar measuring 40x40 in highly-resistant steel.
- Extruded aluminium profiles.
- stainless steel nuts and bolts
- All metal components are finished in polyester resin based epoxy powder paints.
- Canopy stitched using Tenara thread.

Martinette is supplied as standard with a fabric canopy from the Tempotest Parà range, available in more than 70 different colours to allow you to customise your space exactly as you like.

Other fabric types can be supplied upon application of a surcharge to the list price.

Segni di stile
Signs of style





Sintesi di eleganza e versatilità
A blend of elegance and versatility

Eos

Modello Brevettato / *Patented System*

Progress comes from a different conception of space, a fluid element, free from restrictions.

The **Eos** structure, the result of the Giardini Veneti experience, hails the evolution of the umbrella, or rather the successful blend of elegance and versatility.

Each and every detail becomes a significant, feature element.

Giardini Veneti can create the Eos structure you desire, unique and customised in dimensions and colours. Simple, intuitive technology, absolute control with the automatic closure sensor, practicality with the use, on request, of the radio-control.



I CLASSICI / *CLASSICS*

Luxury
Elegance
Rimini Telescopico
Rimini
Rimini middle
Haiti
Haiti middle

Luxury



Situations change, commitments change and **Luxury** transforms to make your ambiance unique, with a new, refined, utterly trendy look. Every context in which it is used will be perfectly optimised thanks to a traditional, yet certainly avant-garde object flaunting innovative, valuable finishes that grant it an air of captivating elegance that truly is one of a kind.


All the umbrella covers are fitted with wind-proof valve and supplied without a pendent to give that extra touch of elegance. Pelmet can, however, be added to order upon payment of a 10% surcharge.

Canopies are available in cotton in an ecru colour, in PVC and in acrylic in many different colours (more than 70 available), meaning that all demands and tastes can easily be met.

In the event of bad weather, we recommend closing the umbrella and opening it again as soon as possible to allow the fabric to dry.

To support the Luxury model, there is the choice of a chip base weighing 50/70 kg or a more convenient metal base weighing approx. 45 kg that can be easily fastened to the ground. (Bases not included in the price).

Quando l'eleganza si trasforma...
When elegance transforms...





Per chi ama circondarsi
di oggetti unici, eleganza senza tempo
*For those who love to surround themselves
with unique items, timeless elegance*

Elegance



There are items that do not require many words to be described, a simple glance allows them to transmit those pleasant sensations of beauty and taste... and one of these is our central pole umbrella **Elegance**, where brass and mahogany blend in the continual striving for quality and the passion for beauty, resulting in this unique item flaunting unmistakable style.

Expert artisan hands, attention to detail and the use of top quality materials mean that this article can easily fall into a medium-high end band of the market and focuses on the demanding customer who desires unique items around him.

The umbrella is fitted with a double cableway and double return to make opening and closing quick and easy.

Canopies are available in cotton in an ecru colour, in PVC and in acrylic in many different colours (more than 70 available), meaning that all demands and tastes can easily be met.

All the umbrella covers are fitted with wind-proof valve and supplied without a pendent to give that extra touch of elegance. Pelmet can, however, be added to order upon payment of a surcharge.

In the event of bad weather, we recommend closing the umbrella and opening it again as soon as possible to allow the fabric to dry.

To support the Elegance model, there is the choice of a chip base weighing 50/70 kg or a more convenient metal base weighing approx. 45 kg that can be easily fastened to the ground. (Bases not included in the price).

Rimini Telescopico



When an umbrella is required above all to be versatile, the choice naturally falls to **Rimini Telescopico**, created precisely for those who need it as part of their business.

By means of an ingenious opening system, the umbrella rises up above all the tables below, with no need to move everything beneath it when wishing to close it, as its telescopic system will keep it sufficiently raised above the tables below.

Our canopy fabrics are available in more than 70 different colours, allowing you to create the perfect matches and coordination as you require. They are all guaranteed by the quality and choice of certified raw materials according to UNI EN ISO standards and are classified according to water-repellence, colour solidity, water column and finish.

Fabrics are:

cotton / standard acrylic / Tempotest Parà acrylic / PVC.

All covers are fitted with anti-wind valves as standard.

In the event of bad weather, we recommend closing the umbrella and opening it again as soon as possible to allow the fabric to dry.

To maintain the stability of the Rimini Telescopico model, we recommend using a base weighing at least 50/70 kg, depending on the umbrella size. (Not included in the price).

Innovativo e geniale
Innovative, pure genius





Rimini

*Qui il tempo sembra essersi fermato
Here, time looks to have stood still*

Rimini is an umbrella where wood plays the star role. Optimised by works carried out by hand, just as once upon a time. The opaque finish creates the antique effect that allows the grain and natural movements of wood to transpire, stressing the aesthetic impact. Opens and closes very easily, with a double anodised golden cableway that exalts both the beauty and practicality. Our canopy fabrics are available in more than 70 different colours, allowing you to create the perfect matches and coordination as you require. They are all guaranteed by the quality and choice of certified raw materials according to UNI EN ISO standards and are classified according to water-repellence, colour solidity, water column and finish. Fabrics are: cotton / standard acrylic / Tempotest Parà acrylic / PVC. All covers are fitted with anti-wind valves as standard. In the event of bad weather, we recommend closing the umbrella and opening it again as soon as possible to allow the fabric to dry. To maintain the stability of the Rimini model, we recommend using a base weighing at least 50/70 kg, depending on the umbrella size. (Not included in the price).

Rimini Middle

The protagonist changes but not the situation. When a traditional umbrella cannot be used, but you still wish to enjoy the pleasure of a Rimini, this is where Giardini Veneti has created **Rimini Middle**, the practical 'half' umbrella that can blend quality and space to make the use of the small environments even more enjoyable.

Our canopy fabrics are available in more than 70 different colours, allowing you to create the perfect matches and coordination as you require. They are all guaranteed by the quality and choice of certified raw materials according to UNI EN ISO standards and are classified according to water-repellence, colour solidity, water column and finish.

Fabrics are:


cotton / standard acrylic / Tempotest Parà acrylic / PVC.


All covers are fitted with anti-wind valves as standard.

In the event of bad weather, we recommend closing the umbrella and opening it again as soon as possible to allow the fabric to dry.

To maintain the stability of the Rimini Middle model, we recommend using a base weighing at least 50/70 kg, depending on the umbrella size. (Not included in the price).

Lo spazio... e il centro storico
Space... and the historic centre





La primavera è nell'aria
Spring is in the air

Haiti

Spring, the first flowers that bud and the aroma of freshly-cut grass. Finally, time to be outdoors... the garden doors are wide open and a cool breath of fresh air enters our homes.

The garden takes shape, coming to life with simple, natural elements, like the **Haiti** model.

A practical, versatile umbrella, that at the same time is filled with feature elements:

- wood, rigorously natural;
- satin finish;
- Double cableway opening;
- the variety of fabrics, with more than 70 different colours, giving greater options for matching and coordinating at will.

Fabrics are:

cotton / standard acrylic / Tempotest Parà acrylic / PVC.

All covers are fitted with anti-wind valves as standard.

In the event of bad weather, we recommend closing the umbrella and opening it again as soon as possible to allow the fabric to dry.

To maintain the stability of the Haiti model, we recommend using a base weighing at least 50/70 kg, depending on the umbrella size.

(Not included in the price).

Haiti Middle

*Lo spazio... e il centro storico
Space... and the historic centre*

There are situations where, objectively, a normal umbrella cannot always be used in an environment, even if very small. This is why Giardini Veneti has decided to reduce the size of an umbrella, to allow anyone so wishing to enjoy a moment's relaxation.

This is the idea behind **Haiti Middle**, the 'half' umbrella that can solve all those situations where there really is very little space available.

All the half canopies are available in cotton, standard acrylic, Tempotest Parà or PVC.

Pelmets are supplied as standard on all articles. Opening is by means of a cableway.

Fabrics are:

cotton / standard acrylic / Tempotest Parà acrylic / PVC.

All covers are fitted with anti-wind valves as standard.

In the event of bad weather, we recommend closing the umbrella and opening it again as soon as possible to allow the fabric to dry.

To maintain the stability of the Haiti Middle model, we recommend using a base weighing at least 50/70 kg, depending on the umbrella size.


(Not included in the price).





Forme esili ma di carattere
streamlined designs with great character

Spring



The desire to amaze can be seen in the use of strong, contrasting colours that will really stand out.

Built entirely from aluminium with the option of a great many different finishes (white, black, silver, anthracite grey, etc.), it adapts to various types of ambiances.

Opens and closes by means of a double anodised cableway with nautical braid.

Available in different sizes and different canopy types: cotton, standard acrylic, PVC, Tempotest Parà.

N.B. All covers are fitted with anti-wind valves and pelmets as standard. We recommend ballast weight of at least 50/70 kg, depending on the size chosen.


Pineta

La perfezione della semplicità
The perfection of simplicity

For those who make simplicity a lifestyle, this is the perfect umbrella, practical and compact, able to create that perfect area for relaxation at any time. Built from wood taken only from FSC certified forests, **Pineta** has a varnished structure and cotton canopy of 350 gm².

It opens by means of a simple cableway and the canopy is fitted with a pelmet and anti-wind valve.

We recommend using a chip base weighing 55 kg with interchangeable tube according to the diameter of the pole of the chosen umbrella.





LE CHIUSURE / *LOCKINGS*

Windy

Windy



The world goes round, time passes and dreams grow, and all this comes together with the fascination of being unique, just as the ambiances created with **Windy** closures are also unique.

Windy is a vertical closure with drawer.

The drawer is to the front and houses a draught brush to allow for better adherence to ceiling and floor, thereby increasing protection against wind.

When Windy is wound up, the front and rubber seals guarantee the drawer closure.

The canopy is supplied as standard in PVC Precontraint 602 in white or ivory, with the inclusion of Cristal or Vinitex windows if required.

For closures of widths less than 350 cm, it can be built entirely from Cristal with horizontal welding if necessary.

In its manual version, Windy is fitted with a Geiger 1:5 winch and manoeuvring rod measuring 150 or 180 cm, but it is also available in a normal motor version (compulsory above 4 Mt) or with a radio control.

The synergy of artisan culture and technological innovation to which we pay constant attention and commitment, make for a complete, made-to-measure service.

Windy closures express the need for contemporary living, donating maximum comfort and a refined look. As on a cinema set, they re-propose the environments of a home, the expression of a luxuriant lifestyle where warmth and simplicity form a natural blend.

At the same time, externally, through the transparent closures, a luxury is reflected that goes beyond time and space.

Windy closures guarantee protection against the wind, rain and sun and can be installed in different contexts.


Ideal for safe, total protection.

Massimo comfort e raffinatezza
Maximum comfort and a refined choice





CARATTERISTICHE TECNICHE
/ TECHNICAL FEATURES



GENERAL TERMS OF SALES

PRELIMINARY STATEMENT:

These general terms of sale, effective until formally revoked, shall regulate all supplies executed by Giardini Veneti to fulfil orders, commissions and agreements, apart from any exceptions that have been agreed to in writing. We do not acknowledge verbal agreements or promises made by any person whatsoever as an integration or exception to these terms and conditions.

PAYMENT:

The payment terms are set out in the order confirmation and invoice. If the payment terms are not observed the buyer will be charged interest on arrears.

OWNERSHIP OF GOODS - LIEN:

Giardini Veneti shall be the owner of the goods until payment has been made by the customer for the supplied goods.

COMPLAINTS AND DISPUTES:

Complaining could concern workmanship defects or damage during transit. In the first case the complaint must be set out in detail, accompanied, if possible, by a photograph showing the defect and be sent to the supplier by registered mail, fax or e-mail within 8 days of receiving the goods. If the complaint concerns presumed or real transit damage, the documents concerning the complaint must be forwarded to the carrier and a copy sent to the supplier within and no later than 7 days from the date of delivery.

RETURNED GOODS:

Returned items will not be accepted if prior written authorisation has been granted by the supplier. In this case the sender will bear the transportation costs.

STANDARD AND NON-STANDARD DIMENSIONS:

The dimensions are expressed in millimeter. Contact the supplier for feasibility and costs of non-standard sizes.

CHANGE OF ORDER:

Changes to orders shall be accepted up to 8 days from the date of confirmation of the order by fax or e-mail.

MATERIALS:

The colours and finishes of materials indicated in the documentation are purely indicative. Any differences detected with the actual products must be verified by the buyer notwithstanding the commitment of the supplier to supply high quality products in accordance with the data given in the "product technical sheet"; the buyer must consider any changes occurring over time as normal and acceptable.

DELIVERY:

The delivery time is approximate and non-binding; consequently non demands for damages resulting from delayed delivery shall be considered.

MODIFICATIONS:

Giardini Veneti reserves the right to modify the dimensions and materials of their products without prior notice. Technical specification given in the catalogue or in this price list are not binding for the supplier.

TRADE MARK:

Giardini Veneti is a registered trade-mark and as such it is strictly forbidden to remove, eliminate or conceal the trade-mark.

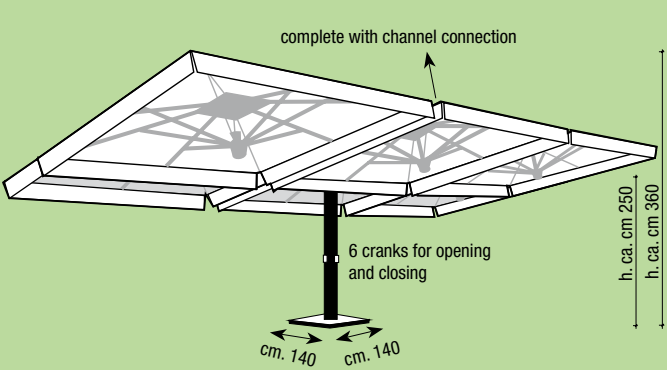
EXCEPTIONS:

Exceptions shall only be accepted if prior written authorisation has been granted by the supplier.

DISPUTES:

The Padua court of justice shall have exclusive jurisdiction over all disputes.

* A 30% surcharge applies for non-standard sizes.



| modello model | sostegno support |
|------------------|---------------------|
| 600 x 900 | Base o Plinth |
| 1050 x 700 | Base o Plinth |
| 600 x 1200 | Base o Plinth |
| 800 x 900 | Base o Plinth |
| 800 x 1200 | Plinth |

1 Sisto = 15 items

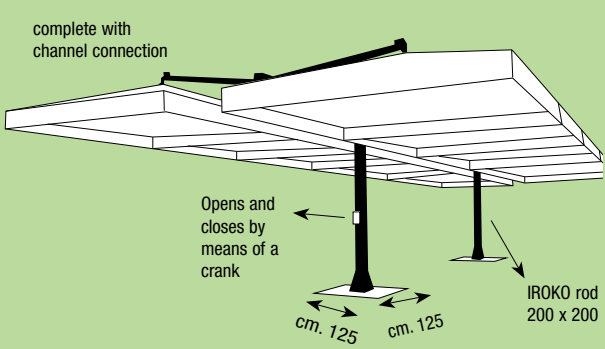
OVERALL DIMENSION: mt 0,50 x 0,50 x lenght

Base excluding tiles
WEIGHT: approx. 150 kg
DIMENSIONS: 140 x 140 cm

N.B. We recommend ballast weight of at least 500 kg
Ballasts not included in the price.

Interchangeable ribs 20 x 35 cm - hub Ø 180 mm

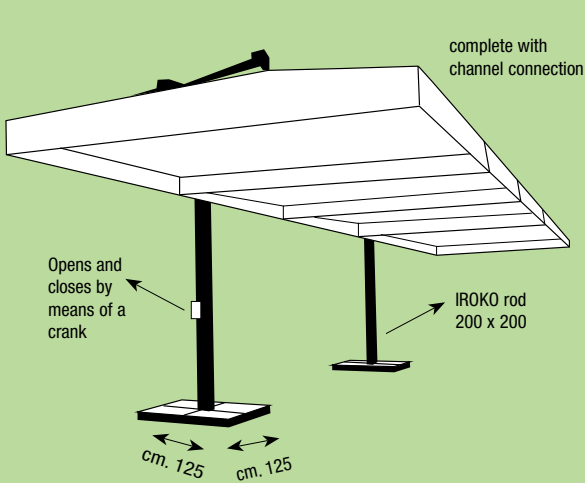
ACCESSORIES:
Table made from marine-grade plywood ø 110
Storage unit made from marine-grade plywood
Motorizzation with water pump
Raised rigid camopy by: acrylic, Tempotest, PVC



| modello model | capotte capotte |
|------------------|--------------------|
| 800 x 1200 | 8 da 300 x 400 |
| 800 x 1500 | 10 da 300 x 400 |
| 800 x 1800 | 12 da 300 x 400 |
| 600 x 1600 | 8 da 300 x 400 |
| 600 x 2000 | 10 da 300 x 400 |
| 600 x 2400 | 12 da 300 x 400 |
| 800 x 1600 | 8 da 400 x 400 |
| 800 x 2000 | 10 da 400 x 400 |
| 800 x 2400 | 12 da 400 x 400 |

Wooden rods 20 x 35

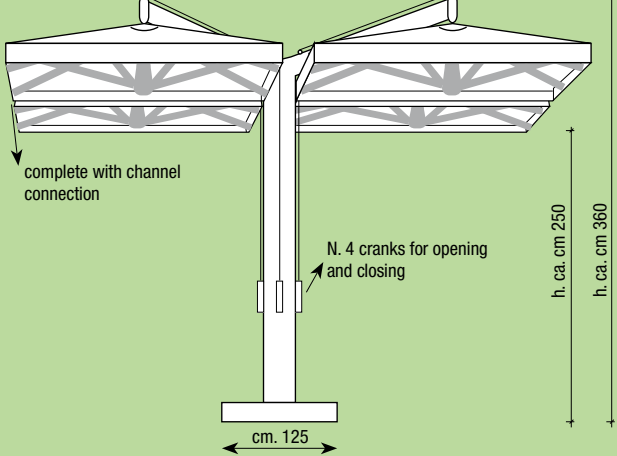
N.B. Ask about suitable weights before installing.
Ballasts not included in the price.



| modello model | capotte capotte |
|------------------|--------------------|
| 400 x 1200 | 4 da 300 x 400 |
| 400 x 1500 | 5 da 300 x 400 |
| 400 x 1800 | 6 da 300 x 400 |
| 300 x 1600 | 4 da 300 x 400 |
| 300 x 2000 | 5 da 300 x 400 |
| 300 x 2400 | 6 da 300 x 400 |
| 400 x 1600 | 4 da 400 x 400 |
| 400 x 2000 | 5 da 400 x 400 |
| 400 x 2400 | 6 da 400 x 400 |

Wooden rods 20 x 35

N.B. Ask about suitable weights before installing.
Ballasts not included in the price.



| modello model |
|---|
| 600 x 600 |
| 700 x 700 |
| 800 x 800 |
| 1000 x 1000 with plinth and aluminium ribs |
| 600 x 800 |

N.B. We recommend ballast weight of at least 500 kg

1 Quadrifoglio = 9 items

OVERALL DIMENSION: 0,50 x 0,50 x lenght

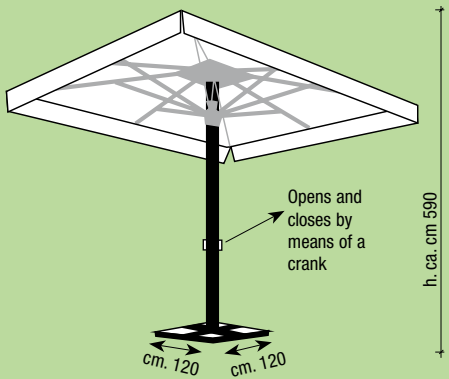
Base excluding tiles.
WEIGHT: ca. 100 kg
DIMENSIONS: 125 x 125 cm

Interchangeable ribs 20 x 35 cm -hub ø 180 mm

ACCESSORIES:
Hot-dip galvanized finish
Storage unit
Table made from marine-grade plywood ø 110
Motorization for electrical locking (Patented System)
Top part to convoy water: Acrylic, Tempotest, PVC

SCARABEO

pag. 15



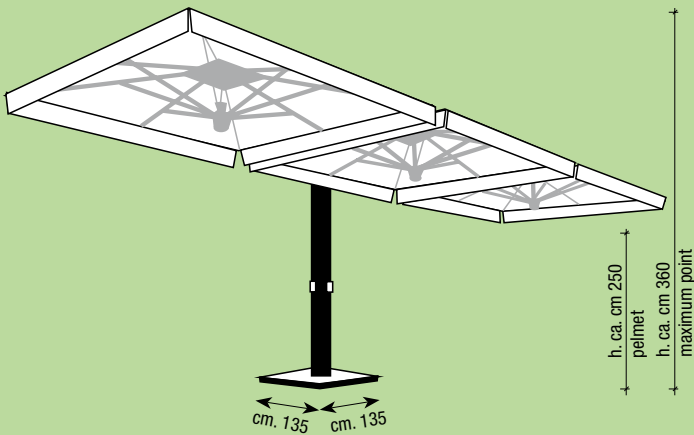
| modello <i>model</i> | altezza <i>high</i> | profilo esterno | profilo telescopico | stecche <i>ribs</i> | pendente <i>valance</i> | arganello <i>pulley</i> | imballo <i>packed dim.</i> |
|-------------------------|------------------------|--------------------|------------------------|------------------------|----------------------------|----------------------------|-------------------------------|
| Ø 600 | 590 | 100 x 100 | 90 x 90 | 20 x 40 | • | • | 600 x 50 x 50 |
| Ø 700 | 590 | 100 x 100 | 90 x 90 | 20 x 40 | • | • | 600 x 50 x 50 |
| 500 x 500 | 590 | 100 x 100 | 90 x 90 | 20 x 40 | • | • | 600 x 50 x 50 |
| 600 x 600 | 590 | 100 x 100 | 90 x 90 | 20 x 40 | • | • | 600 x 50 x 50 |

N.B. We recommend ballast weight of at least 500 kg
Ballasts not included in the price.
A mechanical crane is useful to help move this umbrella.

TRILUNE

Patented System

pag. 17



| modello <i>model</i> |
|-------------------------|
| 300 x 900 |
| 300 x 1200 |
| 350 x 1050 |
| 400 x 900 |
| 400 x 1200 |

1 Trilune = 9 items

OVERALL DIMENSION: 0,50 x 0,50 m extra per size

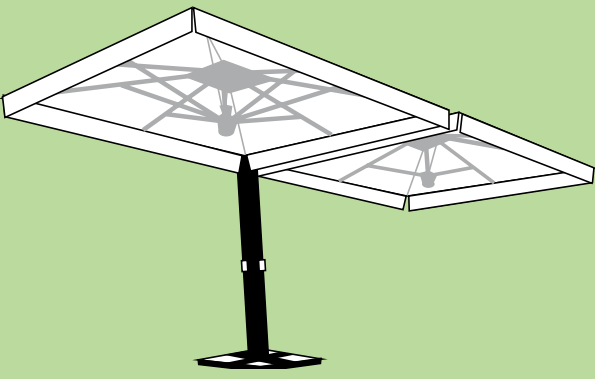
Base excluding tiles
WEIGHT: approx. 130 kg
DIMENSIONS: 135 x 135 cm
Interchangeable ribs 20 x 35 cm - hub ø 180 mm

N.B. We recommend ballast weight of at least 480 kg

ACCESSORIES:
Table
Storage Unit
Motor drive for electric opening/closing
Hot-dip galvanised finish

ATENE LUSO DOPPIO

pag. 19



| modello <i>model</i> |
|-------------------------|
| 300 x 600 |
| 350 x 700 |
| 300 x 800 |
| 400 x 800 |
| * 500 x 1000 |

1 Atene Lusso Doppio = 6 items

OVERALL DIMENSION: 0,50 x 0,25 m extra per size.

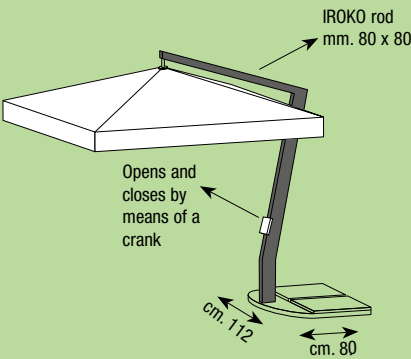
Base excluding tiles
WEIGHT: approx. 130 kg
DIMENSIONS: 135 x 135 cm

Interchangeable ribs 20 x 35 cm - hub Ø 180 mm
N.B. We recommend ballast weight of at least 480 kg
Ballasts not included in the price.

ACCESSORIES:
Hot-dip galvanized finish
Storage unit
Table made from marine-grade plywood
Motor drive for electric opening/closing (patented system)

REVERSO

pag. 23



| modello <i>model</i> | altezza <i>high</i> | peso <i>weight</i> | bastone <i>pole</i> | pendente <i>valance</i> |
|-------------------------|------------------------|-----------------------|------------------------|----------------------------|
| 300 x 300 | 350 | 80 | 120 x 120 | • |
| 350 x 350 | 350 | 85 | 120 x 120 | • |
| 300 x 400 | 350 | 85 | 120 x 120 | • |
| 400 x 400 | 350 | 90 | 120 x 120 | • |

1 Reverso = 4 items

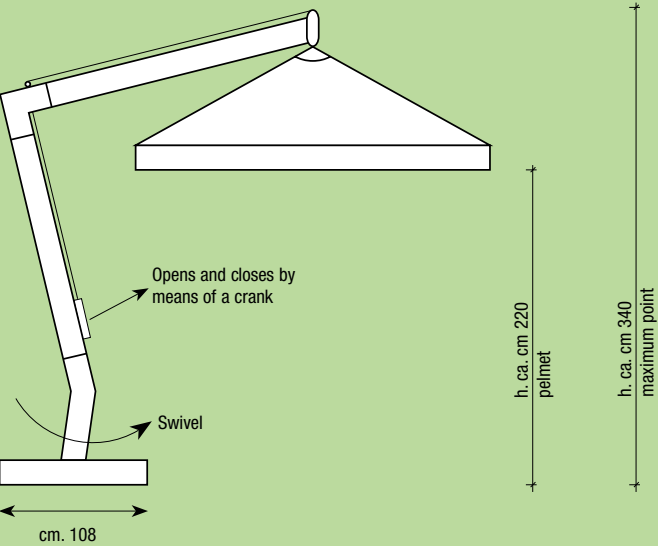
Alluminium rods 20 x 40

Base to be positioned behind the umbrella, consisting of two housings for 4 tiles weighing 60 kg each, to be overlaid.

N.B. We recommend ballast weight of at least 480 kg
Ballast weights are not included in the price (for weights please refer to 50x50 plates weighing 60 kg on the base page).

STEEL

pag. 25



Base excluding tiles
WEIGHT: ca. 20 kg.
DIMENSIONS: 108x108 cm.

N.B. We recommend ballast weight of at least 240 kg
Ballasts not included in the price.

IROKO ROD 95 x 95

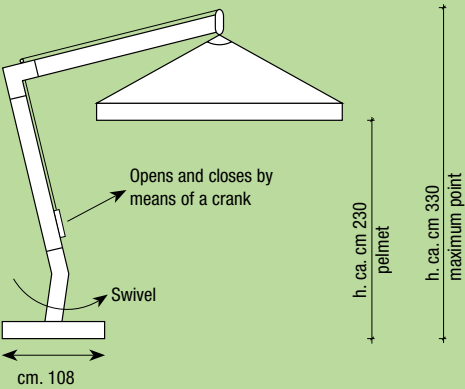
| modello model | peso weight |
|------------------|----------------|
| Ø 400 | 55 |
| 200 x 300 | 50 |
| 300 x 300 | 55 |
| 350 x 350 | 60 |
| 400 x 400 | 65 |
| 300 x 400 | 60 |

IROKO ROD 120 x 120

| modello model | peso weight |
|------------------|----------------|
| 300 x 300 | 65 |
| 350 x 350 | 60 |
| 300 x 400 | 65 |
| 400 x 400 | 70 |

ATENE LUSO

pag. 27



1 Atene Lusso = 4 items

Accessories:
Hot-dip galvanised finish

IROKO ROD 95 x 95

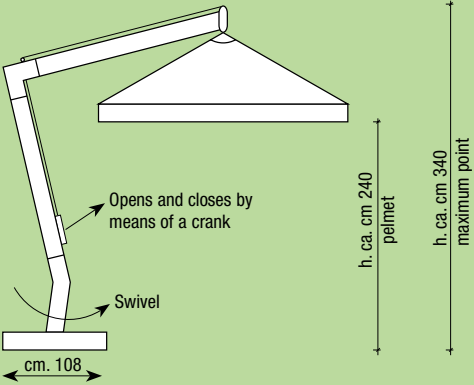
| modello model | altezza high | peso weight | bastone pole |
|------------------|-----------------|----------------|-----------------|
| Ø 400 | 330 | 55 | 95 x 95 |
| 300 x 300 | 330 | 55 | 95 x 95 |
| 200 x 200 | 330 | 50 | 95 x 95 |
| 250 x 250 | 330 | 52 | 95 x 95 |
| 350 x 350 | 330 | 60 | 95 x 95 |
| 400 x 400 | 310 | 65 | 95 x 95 |
| 200 x 300 | 330 | 52 | 95 x 95 |
| 300 x 400 | 330 | 60 | 95 x 95 |

IROKO ROD 120 x 120

| modello model | altezza high | peso weight | bastone pole |
|------------------|-----------------|----------------|-----------------|
| 300 x 300 | 330 | 65 | 120 x 120 |
| 350 x 350 | 330 | 75 | 120 x 120 |
| 300 x 400 | 330 | 80 | 120 x 120 |
| 400 x 400 | 340 | 90 | 120 x 120 |

ATENE LUSO METALLO/ALLUMINIO

pag. 27



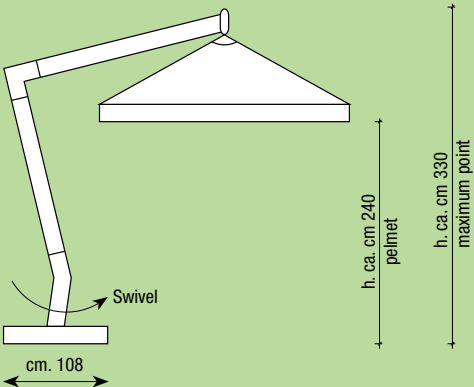
N.B. We recommend ballast weight of at least 240 kg
Ballasts not included in the price.

| modello model | altezza high (cm) | peso weight | bastone pole |
|------------------|-------------------------|----------------|-----------------|
| 200 x 300 | 330 | 52 | 100 x 100 |
| 300 x 400 | 330 | 55 | 100 x 100 |
| 300 x 300 | 330 | 65 | 100 x 100 |
| 400 x 400 | 340 | 60 | 100 x 100 |
| 500 x 500 | 400 | 60 | 120 x 120 |

1 Atene Lusso Metallo = 4 items

ATENE

pag. 29



* Ribs 17x35

N.B. We recommend ballast weight of at least 240 kg
Ballasts not included in the price.

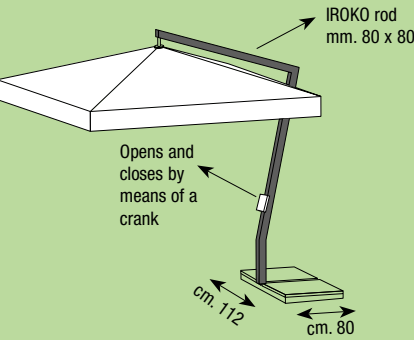
Accessories:
Hot-dip galvanized finish

| modello model | altezza high | peso weight | bastone pole | pendente valance |
|------------------|-----------------|----------------|-----------------|---------------------|
| Ø 300 | 330 | 40 | 95 x 95 | • |
| Ø 350 | 330 | 45 | 95 x 95 | • |
| Ø 400 | 330 | 49 | 95 x 95 | • |
| 300 x 300 | 330 | 45 | 95 x 95 | • |
| 350 x 350 | 330 | 55 | 95 x 95 | • |
| 400 x 400 | 340 | 60 | 95 x 95 | • |
| 200 x 300 | 330 | 40 | 95 x 95 | • |
| 300 x 400 | 330 | 55 | 95 x 95 | • |

1 Atene = 4 items

MINIMAL

pag. 31



| modello <i>model</i> | altezza <i>high</i> | peso <i>weight</i> | bastone <i>pole</i> | pendente <i>valance</i> |
|-------------------------|------------------------|-----------------------|------------------------|----------------------------|
| 200 x 200 | 330 | 45 | 100 x 100 | • |
| 200 x 300 | 330 | 50 | 100 x 100 | • |
| 300 x 300 | 330 | 50 | 100 x 100 | • |
| 350 x 350 | 330 | 55 | 100 x 100 | • |
| 400 x 400 | 330 | 60 | 100 x 100 | • |
| 300 x 400 | 330 | 55 | 100 x 100 | • |

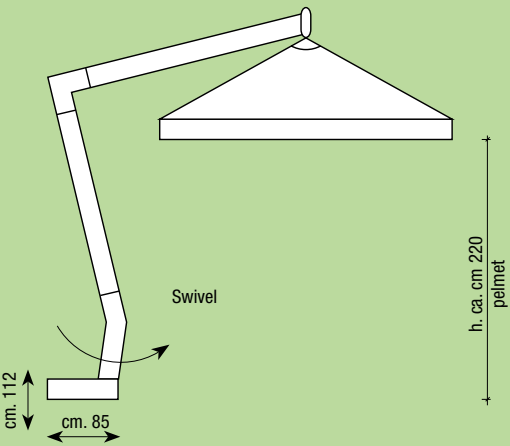
1 Minimal = 4 items

Wooden rods 17 x 35

N.B. We recommend ballast weight of at least 240 kg
Ballasts not included in the price.

SPIRIT

pag. 33



| modello <i>model</i> | altezza <i>high</i> | peso <i>weight</i> | bastone <i>pole</i> |
|-------------------------|------------------------|-----------------------|------------------------|
| 300 x 300 | 330 | 40 | 95 x 95 |
| 300 x 400 | 330 | 45 | 95 x 95 |
| 400 x 400 | 340 | 49 | 95 x 95 |

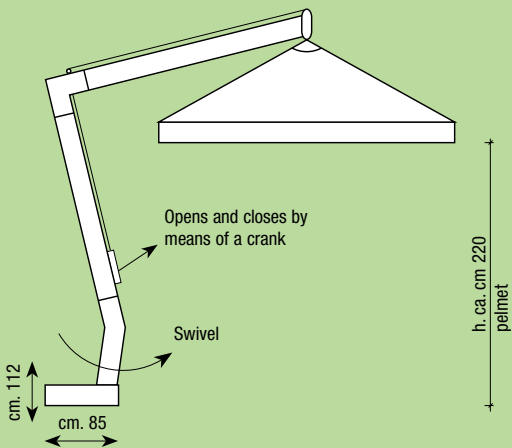
1 Spirit = 4 items

Interchangeable ribs 17 x 35 cm

N.B. We recommend ballast weight of at least 240 kg
Ballasts not included in the price.

SPIRIT LUSO

pag. 33



| modello <i>model</i> | altezza <i>high</i> | peso <i>weight</i> | bastone <i>pole</i> |
|-------------------------|------------------------|-----------------------|------------------------|
| 300 x 300 | 330 | 40 | 95 x 95 |
| 300 x 400 | 330 | 45 | 95 x 95 |
| 400 x 400 | 340 | 49 | 95 x 95 |

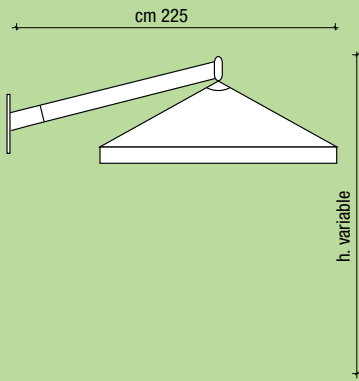
1 Spirit Lusso = 4 items

Interchangeable ribs 17 x 35 cm

N.B. We recommend ballast weight of at least 240 kg
Ballasts not included in the price.

FLY

pag. 35

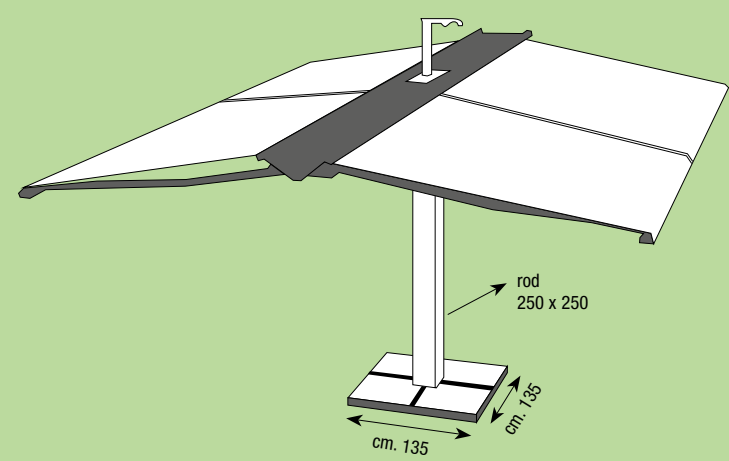


| modello <i>model</i> | peso <i>weight</i> | bastone <i>pole</i> | pendente <i>valance</i> |
|-------------------------|-----------------------|------------------------|----------------------------|
| Ø 300 | 30 | 80 x 80 | • |
| Ø 350 | 35 | 80 x 80 | • |
| Ø 400 | 39 | 80 x 80 | • |
| 300 x 300 | 35 | 80 x 80 | • |
| 400 x 400 | 45 | 80 x 80 | • |
| 200 x 300 | 30 | 80 x 80 | • |
| 300 x 400 | 45 | 80 x 80 | • |

N.B. We recommend bolting the structure to the wall.
Opens and closes by means of a cableway.

ALISEO Patented System

pag. 39



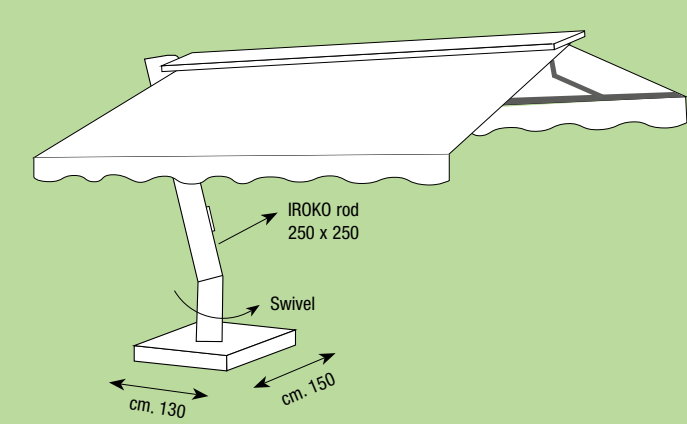
| width (mt) | opening (mt) |
|------------|------------------|
| 7,10 | 6,00 (3,00+3,00) |
| 7,10 | 7,00 (3,50+3,50) |
| 7,10 | 7,50 (3,75+3,75) |
| 8,30 | 6,00 (3,00+3,00) |
| 8,30 | 7,00 (3,50+3,50) |
| 8,30 | 7,50 (3,75+3,75) |
| 9,45 | 6,00 (3,00+3,00) |
| 9,45 | 7,00 (3,50+3,50) |
| 9,45 | 7,50 (3,75+3,75) |
| 10,65 | 6,00 (3,00+3,00) |
| 10,65 | 7,00 (3,50+3,50) |
| 10,65 | 7,50 (3,75+3,75) |
| 11,80 | 6,00 (3,00+3,00) |
| 11,80 | 7,00 (3,50+3,50) |
| 11,80 | 7,50 (3,75+3,75) |

1 Aliseo = 14 items max

N.B. A mechanical crane is useful to help move this umbrella.

MERIDIANA Patented System

pag. 41



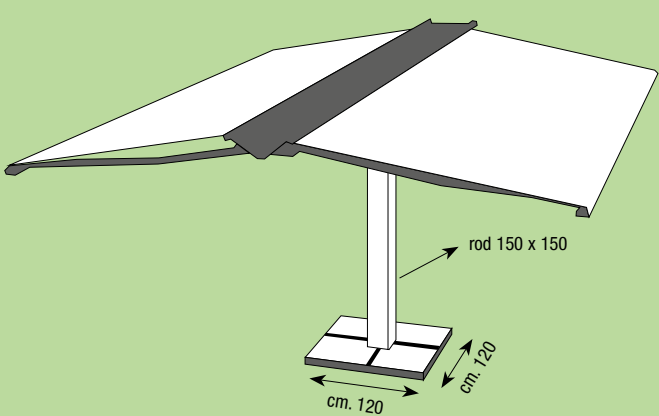
| width (mt) | opening (mt) |
|------------|------------------|
| 3,60 | 3,00 (1,50+1,50) |
| 3,60 | 4,00 (2,00+2,00) |
| 3,60 | 4,50 (2,25+2,25) |
| 3,60 | 5,00 (2,50+2,50) |
| 3,60 | 5,50 (2,75+2,75) |
| 4,80 | 4,00 (2,00+2,00) |
| 4,80 | 4,50 (2,25+2,25) |
| 4,80 | 5,00 (2,50+2,50) |
| 4,80 | 5,50 (2,75+2,75) |
| 4,80 | 6,00 (3,00+3,00) |
| 4,80 | 6,50 (3,25+3,25) |
| 4,80 | 7,00 (3,50+3,50) |
| 4,80 | 7,50 (3,75+3,75) |
| 6,00 | 4,00 (2,00+2,00) |
| 6,00 | 4,50 (2,25+2,25) |
| 6,00 | 5,00 (2,50+2,50) |
| 6,00 | 5,50 (2,75+2,75) |
| 6,00 | 6,00 (3,00+3,00) |
| 6,00 | 6,50 (3,25+3,25) |
| 6,00 | 7,00 (3,50+3,50) |
| 6,00 | 7,50 (3,75+3,75) |

1 Meridiana = 10 items max

N.B. For greater stability of Meridiana, we recommend bolting it to the ground. Alternatively, the plinth can be cemented into place.

LARUS Patented System

pag. 43



| width (mt) | opening (mt) |
|------------|------------------|
| 2,40 | 4,00 (2,00+2,00) |
| 3,60 | 5,00 (2,50+2,50) |
| 3,60 | 6,00 (3,00+3,00) |
| 4,75 | 4,00 (2,00+2,00) |
| 4,75 | 5,00 (2,50+2,50) |
| 4,75 | 6,00 (3,00+3,00) |
| 4,75 | 7,00 (3,50+3,50) |
| 4,75 | 7,50 (3,75+3,75) |
| 6,00 | 5,00 (2,50+2,50) |
| 6,00 | 6,00 (3,00+3,00) |
| 6,00 | 7,00 (3,50+3,50) |

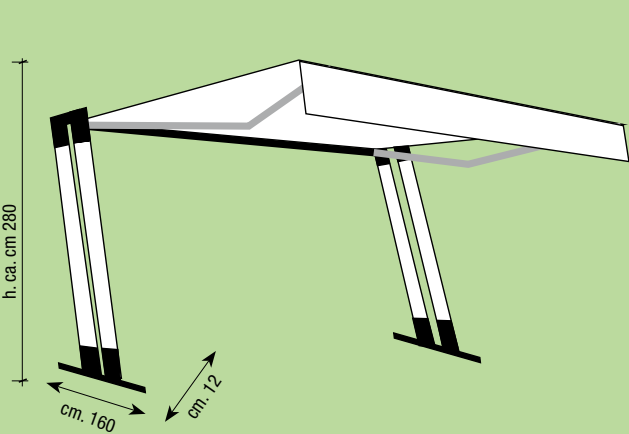
1 Larus = 7 items

N.B. Ballasts not included in the price.

N.B. Connections and interventions on electric systems must be made only by personal who is authorized to release the essential certifications of conformity.

THALIA Patented System

pag. 45



| modello model | modello model | modello model |
|------------------|------------------|------------------|
| 300 x 150 | 475 x 200 | 600 x 300 |
| 300 x 175 | 475 x 225 | 600 x 325 |
| 300 x 200 | 475 x 250 | 600 x 350 |
| 300 x 225 | 475 x 275 | 600 x 375 |
| 300 x 250 | 475 x 300 | 710 x 200 |
| 360 x 150 | 475 x 325 | 710 x 225 |
| 360 x 175 | 475 x 350 | 710 x 250 |
| 360 x 200 | 475 x 375 | 710 x 275 |
| 360 x 225 | 600 x 150 | 710 x 325 |
| 360 x 250 | 600 x 175 | 710 x 350 |
| 360 x 275 | 600 x 200 | 710 x 375 |
| 360 x 300 | 600 x 225 | |
| 475 x 150 | 600 x 250 | |
| 475 x 175 | 600 x 275 | |

1 Thalia = 7 items

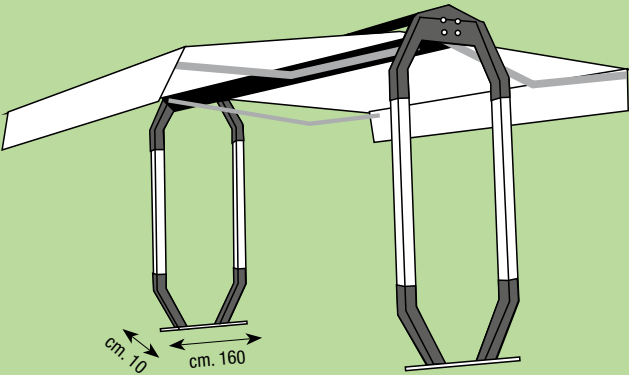
N.B. Add 40 cm to the space taken up

Accessories:
Motorisation made of 1 motor.
Price on demand. Ballasts of 160 kg of 2 items

MARTINETTE

Patented System

pag. 47



OVERALL DIMENSION: 25 cm x lenght

N.B. We recommend fixing the structure to the ground.
Should it not be possible to pierce the ground, it can be anchored by means of counterweight plates.

ACCESSORIES:
Motorisation made of 2 motors.
Price on demand. 2 ballasts of 160 kg

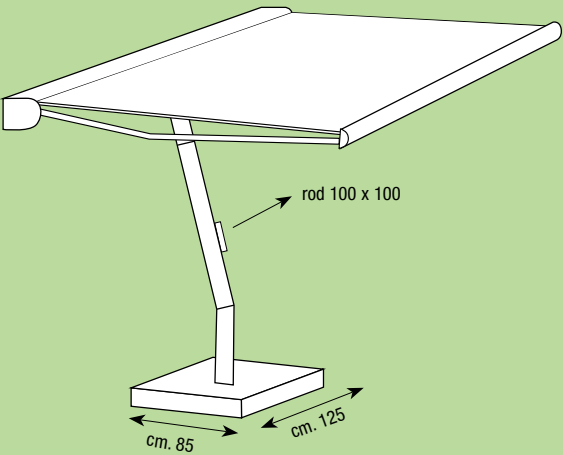
| Model (length x width) | Model (length x width) | Model (length x width) |
|------------------------------|------------------------------|------------------------------|
| 300 x 300 | 475 x 350 | 600 x 500 |
| 300 x 350 | 475 x 400 | 600 x 550 |
| 300 x 400 | 475 x 450 | 600 x 600 |
| 300 x 450 | 475 x 500 | 600 x 650 |
| 300 x 500 | 475 x 550 | 600 x 700 |
| 360 x 300 | 475 x 600 | 600 x 750 |
| 360 x 350 | 475 x 650 | 710 x 400 |
| 360 x 400 | 475 x 700 | 710 x 450 |
| 360 x 450 | 475 x 750 | 710 x 500 |
| 360 x 500 | 600 x 300 | 710 x 600 |
| 360 x 550 | 600 x 350 | 710 x 650 |
| 360 x 600 | 600 x 400 | 710 x 700 |
| 475 x 300 | 600 x 450 | 710 x 750 |

1 Martinette = 9 items

EOS

Patented System

pag. 49



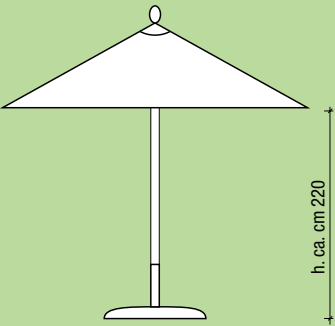
| width (mt) | opening (mt) |
|------------|--------------|
| 2,40 | 2,00 |
| 3,60 | 2,00 |
| 3,60 | 3,00 |
| 4,75 | 2,00 |
| 4,75 | 2,50 |
| 4,75 | 3,00 |
| 4,75 | 3,25 |
| 4,75 | 3,50 |
| 4,75 | 3,75 |

1 Eos = 5 items

N.B. Ballasts not included in the price.

LUXURY

pag. 53



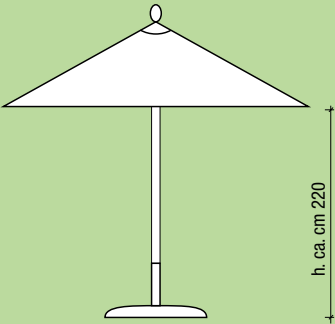
Base not included in the price
(see paragraph on bases)

| modello <i>model</i> | altezza <i>high</i> | peso <i>weight</i> | bastone <i>pole</i> | stecche <i>ribs</i> | pendente <i>valance</i> | carrucola <i>pulley</i> | imballo <i>packed dim.</i> |
|-------------------------|------------------------|-----------------------|------------------------|------------------------|----------------------------|----------------------------|-------------------------------|
| Ø 300 | 260 | 24 | 60 | 8 da 20 x 40 | | • | 20 x 20 x 275 |
| Ø 350 | 260 | 25 | 60 | 8 da 20 x 40 | | • | 20 x 20 x 275 |
| Ø 400 | 305 | 26 | 60 | 10 da 20 x 40 | | • | 20 x 20 x 275 |
| Ø 500 | 320 | 30 | 60 | 10 da 20 x 40 | | • | 20 x 20 x 330 |
| 300 x 300 | 260 | 24 | 60 | 8 da 20 x 40 | | • | 20 x 20 x 275 |
| 350 x 350 | 305 | 26 | 60 | 8 da 20 x 40 | | • | 20 x 20 x 310 |
| 400 x 400 | 320 | 28 | 60 | 8 da 20 x 40 | | • | 20 x 20 x 300 |
| 300 x 400 | 305 | 26 | 60 | 8 da 20 x 40 | | • | 20 x 20 x 275 |

Cover with pelmet +10% on prices shown.

ELEGANCE

pag. 55



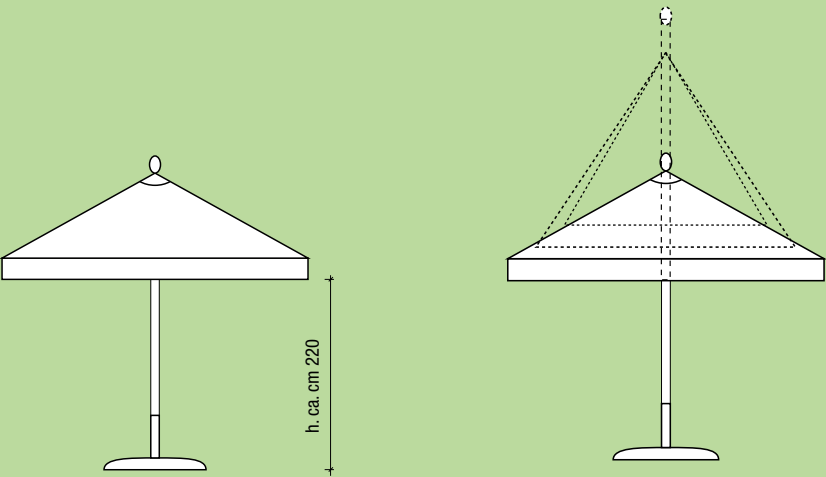
Base not included in the price
(see paragraph on bases)

| modello <i>model</i> | altezza <i>high</i> | peso <i>weight</i> | bastone <i>pole</i> | stecche <i>ribs</i> | pendente <i>valance</i> | carrucola <i>pulley</i> | imballo <i>packed dim.</i> |
|-------------------------|------------------------|-----------------------|------------------------|------------------------|----------------------------|----------------------------|-------------------------------|
| Ø 300 | 260 | 24 | 60 | 8 da 20 x 40 | | • | 20 x 20 x 275 |
| Ø 350 | 260 | 25 | 60 | 8 da 20 x 40 | | • | 20 x 20 x 275 |
| Ø 400 | 305 | 26 | 60 | 10 da 20 x 40 | | • | 20 x 20 x 275 |
| Ø 500 | 320 | 30 | 60 | 10 da 20 x 40 | | • | 20 x 20 x 330 |
| 300 x 300 | 260 | 24 | 60 | 8 da 20 x 40 | | • | 20 x 20 x 275 |
| 350 x 350 | 305 | 26 | 60 | 8 da 20 x 40 | | • | 20 x 20 x 275 |
| 400 x 400 | 320 | 28 | 60 | 8 da 20 x 40 | | • | 20 x 20 x 300 |
| 300 x 400 | 305 | 26 | 60 | 8 da 20 x 40 | | • | 20 x 20 x 275 |

Cover with pelmet +10% on prices shown.

RIMINI TELESCOPICO

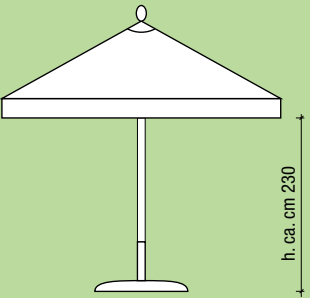
pag. 57



| modello <i>model</i> | altezza <i>high</i> | peso <i>weight</i> | bastone <i>pole</i> | stecche <i>ribs</i> | pendente <i>valance</i> | carrucola <i>pulley</i> | imballo <i>packed dim.</i> |
|-------------------------|------------------------|-----------------------|------------------------|------------------------|----------------------------|----------------------------|-------------------------------|
| 300 x 400 | 340 | 30 | 58 | 8 da 17 x 35 | • | • | 20 x 20 x 360 |
| 350 x 350 | 340 | 30 | 58 | 8 da 17 x 35 | • | • | 20 x 20 x 360 |
| 400 x 400 | 360 | 36 | 58 | 8 da 17 x 35 | • | • | 20 x 20 x 360 |
| Ø 500 | 360 | 39 | 58 | 10 da 17 x 35 | • | • | 20 x 20 x 360 |

RIMINI

pag. 59



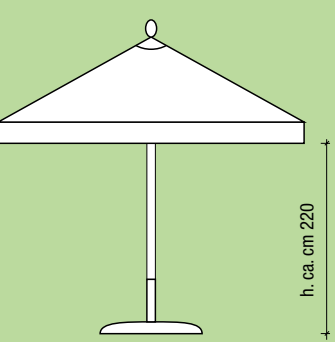
| modello <i>model</i> | altezza <i>high</i> | peso <i>weight</i> | bastone <i>pole</i> | stecche <i>ribs</i> | pendente <i>valance</i> | carrucola <i>pulley</i> | imballo <i>packed dim.</i> |
|-------------------------|------------------------|-----------------------|------------------------|------------------------|----------------------------|----------------------------|-------------------------------|
| Ø 250 | 260 | 15 | 38 | 6 da 17 x 35 | • | • | 20 x 20 x 275 |
| Ø 300 | 260 | 15 | 58 | 8 da 17 x 35 | • | • | 20 x 20 x 275 |
| Ø 350 | 260 | 20 | 58 | 8 da 17 x 35 | • | • | 20 x 20 x 275 |
| Ø 400 | 305 | 25 | 58 | 10 da 17 x 35 | • | • | 20 x 20 x 275 |
| Ø 500 | 320 | 35 | 58 | 10 da 17 x 35 | • | • | 20 x 20 x 275 |
| 200 x 200 | 260 | 15 | 38 | 4 da 17 x 35 | • | • | 20 x 20 x 275 |
| 300 x 300 | 260 | 20 | 58 | 8 da 17 x 35 | • | • | 20 x 20 x 275 |
| 350 x 350 | 305 | 27 | 58 | 8 da 17 x 35 | • | • | 20 x 20 x 275 |
| 400 x 400 | 320 | 33 | 58 | 8 da 17 x 35 | • | • | 20 x 20 x 275 |
| 200 x 300 | 260 | 20 | 58 | 6 da 17 x 35 | • | • | 20 x 20 x 275 |
| 250 x 350 | 260 | 20 | 58 | 6 da 17 x 35 | • | • | 20 x 20 x 275 |
| 300 x 400 | 305 | 27 | 58 | 8 da 17 x 35 | • | • | 20 x 20 x 275 |

Base not included in the price
(see paragraph on bases)

N.B. To maintain the stability of the Rimini model, we recommend using a base weighing at least 50/70 kg, depending on the umbrella size. (Not included in the price).

RIMINI MIDDLE

pag. 61



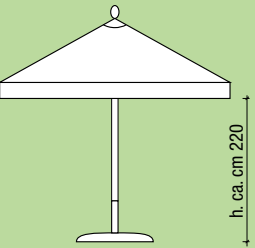
Base not included in the price
(see paragraph on bases)

| modello <i>model</i> | altezza <i>high</i> | peso <i>weight</i> | bastone <i>pole</i> | stecche <i>ribs</i> | pendente <i>valance</i> | carrucola <i>pulley</i> | imballo <i>packed dim.</i> |
|-------------------------|------------------------|-----------------------|------------------------|------------------------|----------------------------|----------------------------|-------------------------------|
| 300 x 150 | 260 | 18 | 58 | 5 da 17 x 35 | • | • | 20 x 20 x 275 |
| 400 x 200 | 260 | 27 | 58 | 5 da 17 x 35 | • | • | 20 x 20 x 275 |

N.B. To maintain the stability of the Rimini model, we recommend using a base weighing at least 50/70 kg, depending on the umbrella size. (Not included in the price).

HAITI

pag. 53




| modello <i>model</i> | altezza <i>high</i> | peso <i>weight</i> | bastone <i>pole</i> | stecche <i>ribs</i> | pendente <i>valance</i> | carrucola <i>pulley</i> | imballo <i>packed dim.</i> |
|-------------------------|------------------------|-----------------------|------------------------|------------------------|----------------------------|----------------------------|-------------------------------|
| 250 | 260 | 10 | 38 | 6 da 17 x 35 | | | 20 x 20 x 275 |
| 300 | 260 | 13 | 48 | 8 da 17 x 35 | | • | 20 x 20 x 275 |
| 350 | 260 | 14 | 48 | 8 da 17 x 35 | | • | 20 x 20 x 275 |
| 400 | 290 | 22 | 48 | 10 da 17 x 35 | | • | 20 x 20 x 275 |
| 500 | 320 | 29 | 58 | 10 da 17 x 35 | | • | 20 x 20 x 275 |
| 200 x 200 | 260 | 10 | 38 | 4 da 17 x 35 | • | • | 20 x 20 x 275 |
| 250 x 250 | 260 | 13 | 38 | 4 da 17 x 35 | • | • | 20 x 20 x 275 |
| 300 x 300 | 260 | 17 | 48 | 8 da 17 x 35 | • | • | 20 x 20 x 275 |
| 350 x 350 | 305 | 23 | 48 | 8 da 17 x 35 | • | • | 20 x 20 x 275 |
| 400 x 400 | 320 | 29 | 58 | 8 da 17 x 35 | • | • | 20 x 20 x 275 |
| 200 x 300 | 260 | 13 | 48 | 6 da 17 x 35 | • | • | 20 x 20 x 275 |
| 250 x 350 | 260 | 13 | 48 | 6 da 17 x 35 | • | • | 20 x 20 x 275 |
| 300 x 400 | 305 | 24 | 48 | 8 da 17 x 35 | • | • | 20 x 20 x 275 |

Base not included in the price
(see paragraph on bases)

N.B. We recommend 55 kg chip bases with interchangeable tube according to the diameter of the pole of the chosen umbrella.

HAITI MIDDLE

pag. 65



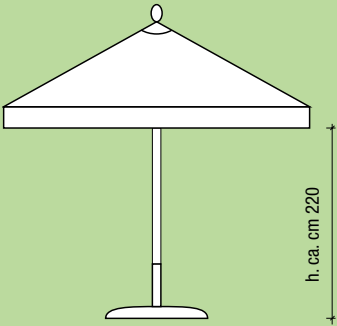
| modello <i>model</i> | altezza <i>high</i> | peso <i>weight</i> | bastone <i>pole</i> | stecche <i>ribs</i> | pendente <i>valance</i> | carrucola <i>pulley</i> | imballo <i>packed dim.</i> |
|-------------------------|------------------------|-----------------------|------------------------|------------------------|----------------------------|----------------------------|-------------------------------|
| 300 X 150 | 2,6 | 14 | 58 | 5 da 17 x 35 | • | • | 20 x 20 x 275 |
| 400 x 200 | 2,6 | 24 | 58 | 5 da 17 x 35 | • | • | 20 x 20 x 275 |

Base not included in the price
(see paragraph on bases)

N.B. We recommend 55 kg chip bases with interchangeable tube according to the diameter of the pole of the chosen umbrella.

SPRING

pag. 67



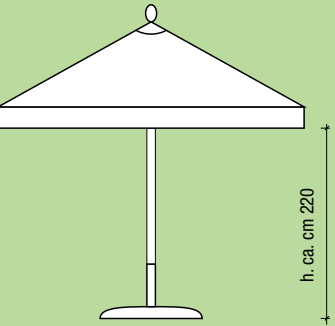
| modello <i>model</i> | altezza <i>high</i> | peso <i>weight</i> | bastone <i>pole</i> | stecche <i>ribs</i> | pendente <i>valance</i> | carrucola <i>pulley</i> | imballo <i>packed dim.</i> |
|-------------------------|------------------------|-----------------------|------------------------|------------------------|----------------------------|----------------------------|-------------------------------|
| Ø 300 | 260 | 25 | 50 | 8 da 15 x 25 | • | • | 20 x 20 x 275 |
| Ø 350 | 260 | 25 | 60 | 8 da 15 x 25 | • | • | 20 x 20 x 275 |
| Ø 400 | 260 | 25 | 60 | 8 da 15 x 25 | • | • | 20 x 20 x 310 |
| 300 x 300 | 260 | 20 | 50 | 8 da 15 x 25 | • | • | 20 x 20 x 275 |
| 350 x 350 | 305 | 27 | 60 | 8 da 20 x 40 | • | • | 20 x 20 x 310 |
| 400 x 400 | 320 | 33 | 60 | 8 da 20 x 40 | • | • | 20 x 20 x 330 |
| 200 x 300 | 260 | 20 | 50 | 6 da 15 x 25 | • | • | 20 x 20 x 275 |
| 300 x 400 | 305 | 27 | 60 | 8 da 20 x 40 | • | • | 20 x 20 x 310 |

Base not included in the price
(see paragraph on bases)

N.B. We recommend 55 kg chip bases with interchangeable tube according to the diameter of the pole of the chosen umbrella.

PINETA

pag. 69



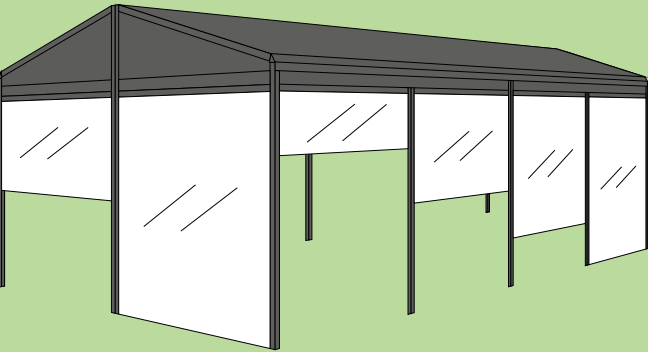
| modello <i>model</i> | altezza <i>high</i> | peso <i>weight</i> | bastone <i>pole</i> | stecche <i>ribs</i> | pendente <i>valance</i> | carrucola <i>pulley</i> | imballo <i>packed dim.</i> |
|-------------------------|------------------------|-----------------------|------------------------|------------------------|----------------------------|----------------------------|-------------------------------|
| 300 | 260 | 12 | 38 | 6 da 17x24 | • | • | 16 x 16 x 180 |
| 250 x 250 | 260 | 13 | 38 | 4 da 17x24 | • | • | 18 x 18 x 200 |
| 300 x 300 | 260 | 16 | 48 | 8 da 17x24 | • | • | 20 x 20 x 240 |
| 200 x 300 | 260 | 12 | 38 | 6 da 17x24 | • | • | 18 x 18 x 220 |
| 300 x 400 | 290 | 20 | 48 | 8 da 17x24 | • | • | 20 x 20 x 300 |

Base not included in the price
(see paragraph on bases)

N.B. We recommend 55 kg chip bases with interchangeable tube according to the diameter of the pole of the chosen umbrella.

WINDY

pag. 73



In restyling

SPARE PARTS

BASES

| model | model |
|--|--|
| Spare rod | Washed chip base with interchangeable tube KG. 25 |
| Central crown 1 pc. 140-160 | Washed chip base with interchangeable tube KG. 35 |
| Central crown 1 pc. 180 | Washed chip base with interchangeable tube KG. 55 |
| Central pole Mod.Rimini e Haiti | Washed chip base with interchangeable tube KG. 75 |
| Iroko pole 100x100 for Mod. Atene and Atene Lusso | Tube for chip bases |
| Pole Mod. Spirit | Board for Atene and Atene Lusso |
| Double gold anodised cableway for Mod. Rimini | Base for Atene and Atene Lusso |
| Double gold tropicalised cableway for Mod. Haiti | Washed chip plates for umbrella TILT 62 kg |
| Pin for Mod. Haiti and Rimini | Metal plate measuring 60x60 cm with feet, tube H. 60 cm. approx. 40 kg. |
| Upper wooden cone for mod. Rimini, Haiti and Pineta | |
| Upper wooden dome for all tilt models | |
| Complete crank for all tilt models | |
| Upper tip in metal for Mod. Atene and Atene Luxury | |
| Stainless steel wire/metre | |
| Metal post for Atene Luxury | |
| Wooden braid | |
| Small castors with screws | |

ACCESSORIES AND APPLICATIONS

| model |
|---|
| Raised rigid canopy (rigid venting) Acrylic |
| Raised rigid canopy (rigid venting) Tempotest PARA' |
| Raised rigid canopy (rigid venting) PVC |
| Application Velcro/metre |
| Drains |
| Tie rods |
| Side shade canopies ACRYLIC per m² |
| Side shade canopies PARÀ per m² |
| Side shade canopies PVC per m² |
| Zippered umbrella sacks (for storage) |
| Raffia umbrella sacks (for storage) |

CANOPIES

| model |
|--|
| Canopies 300x300 without fabric for mod. Atene e Atene Lusso |
| Canopies 300x300 with Acrylic fabric for mod. Atene e Atene Lusso |
| Canopies 300x300 with Tempotest PARÀ fabric for mod. Atene e Atene Lusso |
| Canopies 300x300 with PVC fabric for mod. Atene e Atene Lusso |
| Canopies 300x400 without fabric for mod. Atene e Atene Lusso |
| Canopies 300x400 with Acrylic fabric for mod. Atene e Atene Lusso |
| Canopies 300x400 without Tempotest PARÀ fabric for mod. Atene e Atene Lusso |
| Canopies 300x400 with PVC fabric for mod. Atene e Atene Lusso |
| Canopies 300x400 with Tempotest PARÀ fabric for mod. Atene e Atene Lusso with aluminium rods |
| Canopies 400x400 without fabric for mod. Atene e Atene Lusso |
| Canopies 400x400 with Acrylic fabric for mod. Atene e Atene Lusso |
| Canopies 400x400 with Tempotest PARÀ fabric for mod. Atene e Atene Lusso |
| Canopies 400x400 with PVC fabric for mod. Atene e Atene Lusso |
| Canopies 400x400 with Tempotest PARÀ fabric for mod. Atene e Atene Lusso with aluminium rods |

HOW EVER IT IS ADVISABLE:

- To remove dust periodically from the dry awning, with a brush or a vacuum cleaner.
- To wash with clean water at a temperature of 40°C, when the dirt is persistent.
- To use a thrichloroethylene blotter or a common dry cleaner for grease stains.
- To never use any other chemical product.
- To close the awning in presence of strong wind or rain.
- Not to roll up the awning when it is wet, but only if necessary, open it to mare it dry.
- To avoid the build up of water puddles in the middle of awning, always keeping the fabric in tension.

WE INFORM YOU THAT:
Subordinate to the action of the wind, on the woven one can itself be created of microholes in consequence to the mechanical action.

SPARE CANOPIES

| cotton gr 320/mq |
|------------------|
| 200 x 200 |
| 250 x 250 |
| 300 x 300 |
| 350 x 350 |
| 400 x 400 |
| 200 x 300 |
| 250 x 350 |
| 300 x 400 |
| Ø 350 |
| Ø 400 |

| acrylic |
|-----------|
| 200 x 300 |
| 300 x 400 |
| 300 x 300 |
| 350 x 350 |
| 400 x 400 |
| Ø 350 |
| Ø 400 |

| PVC |
|-----------|
| 200 x 300 |
| 300 x 300 |
| 300 x 400 |
| 400 x 400 |

| PARÀ |
|-----------|
| 300 x 300 |
| 300 x 400 |
| 350 x 350 |
| 400 x 400 |
| 200 x 300 |
| Ø 300 |
| Ø 400 |
| Ø 350 |

FABRICS

To help you make the right choice, the following is a short explanation of the main characteristics of our fabrics.

COTTON – A NATURAL FIBRE

The COTTON we use weighs 350 g/m² and is treated against mould. It is water-repellent. Differently from other fabrics, COTTON is the preferred choice of those looking to obtain a natural cover and the coolest shade.

To keep COTTON in optimum condition as long as possible, remove dust from the dry fabric regularly. If washing the fabric, do so using clean water at 40°C and neutral detergent.

ACRYLICS – LONG-LASTING

Traditional ACRYLIC is a thread obtained by means of artificial fibres and is entirely man-made. Its use in recent years has become more and more widespread, thanks to the versatility by which it can be used in all sorts of sectors. The ACRYLIC we use weighs 300 g/m², is waterproof and is treated to prevent mould from forming. Its main characteristics are resistance to wear and tear and the weather, making it a long-lasting fabric for those seeking a professional, technically valid product.

TEMPOTEST ACRYLIC, as indeed the other PARA' fabrics, is a mass-dyed fabric, subjected to special treatment with a Teflon® based protection that allows it to partially repel the natural formation of dirt, making it water-repellent in the long-term and granting it excellent dimensional stability. We use it for special situations or for those looking for a guarantee of duration and extra-resistance. It is available in many different colours and comes with a 5-year warranty. It weighs 300 g/m². To maintain the product in good condition, we recommend following the washing instructions given for cotton.

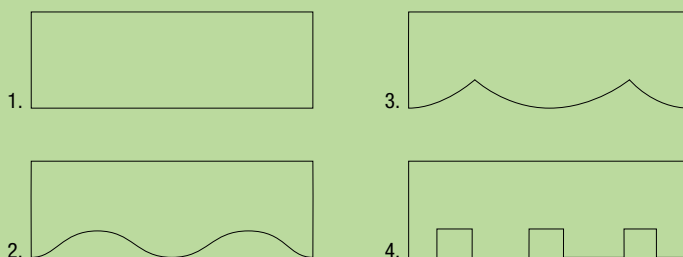
PVC – WORK PROFESSIONALS

PVC spread fabrics enjoy exceptional dimensional stability associated with a long life that is not shared by other fabric types. Quite rightly, it can therefore be considered a fabric for professionals requiring a 100% guarantee against weathering in their line of work. The PVC we use weighs 400 g/m² and can be easily washed using neutral detergents and rinsed with water.

FLOUNCE TYPES

If not otherwise specified, flounces will be prepared with design 1, measuring 25 cm high and finished with an edge at our discretion in the colour of ecru or brown, stitched using a cotton mix polyester thread.

Si applicano bordini colorati senza alcun addebito. Coloured edges will be applied at no charge. Other types of finish may also be applied, as long as they are supplied by the customer ex works.




WORKINGS ON USED FABRICS:

We cannot carry out works on used fabrics that the company judges not to be sufficiently clean.

SPECIAL WORKS:

Fabrics with non-standard works will only be prepared in season upon authorisation to do so and with the lead times established by the company.





127572, Москва, метро Алтуфьево, Абрамцевская улица, дом 17, Бизнес-центр, 2 этаж, офис 38А.
Тел.: +7 (495) 580-58-45

194223, Санкт-Петербург, метро Площадь Мужества, пр. Мориса Тореза, дом 44, корпус 2, офис
29Н
Тел: +7 (812) 249-45-51, 249-45-52

Адреса складов:

Москва, Красногорск, Ильинское шоссе 2-й км, складской терминал «Бецема Логистик».
Санкт-Петербург, Софийская улица, п. Шушары, территория предприятия «Детскосельское»,
участок №50 (Колпинский), складской терминал.

www.5805845.ru info@5805845.ru
www.zontov.net info@zontov.net